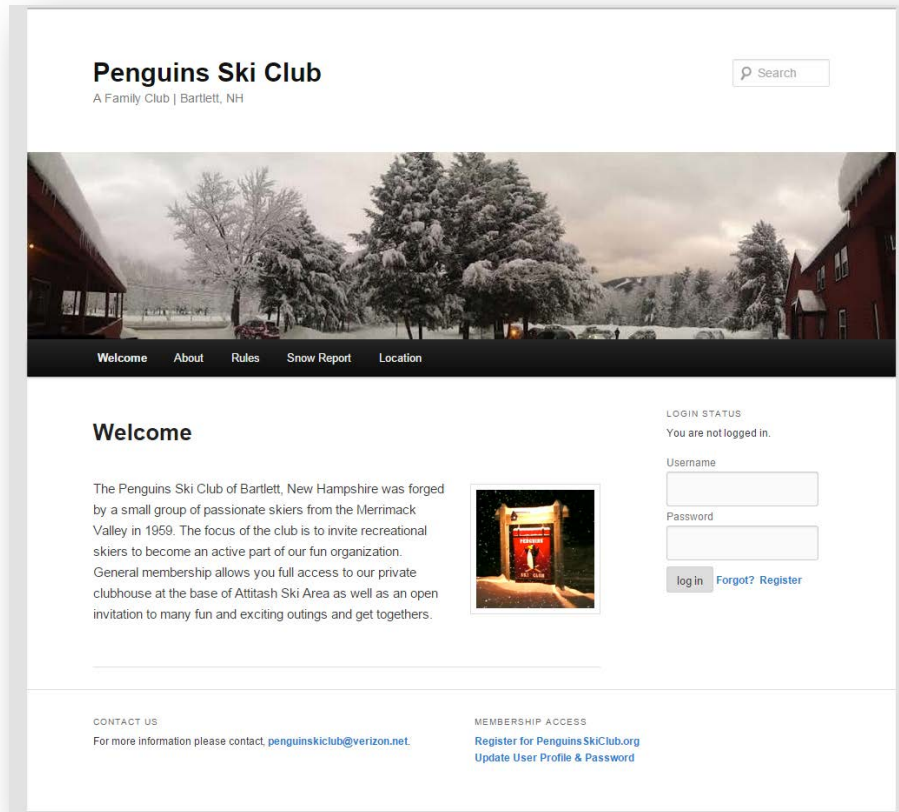
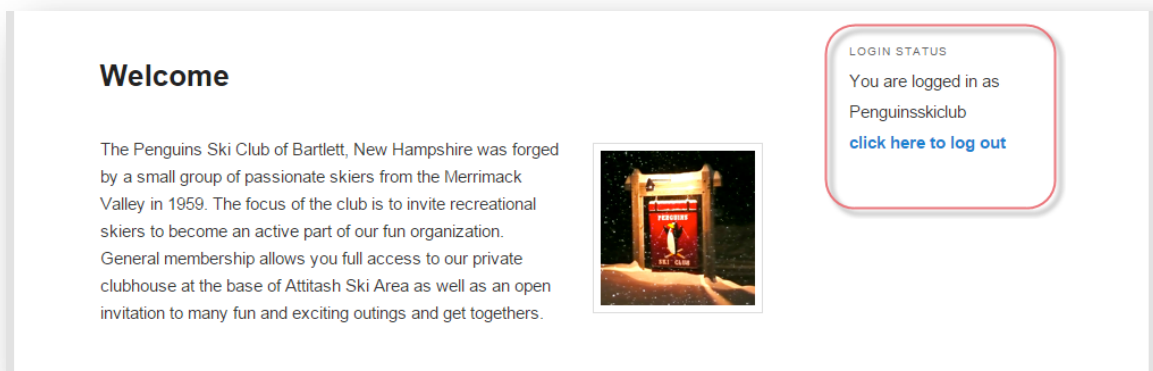


# How to register for PenguinsSkiClub.org

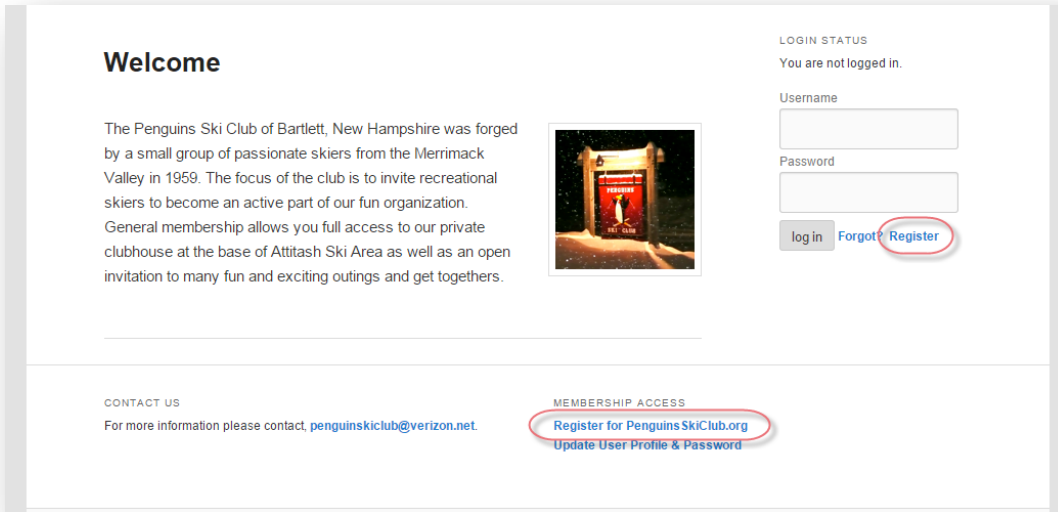
1. Go to [penguinskiclub.org](http://penguinskiclub.org)
2. The page should look like it does below. You should not be logged in.



**Note:** If you are logged in, your page will look like it does below; please click on the link "click here to log out" to log out.



- To register, simply click on one of the two "Register" links on the page, circled below:



- Once you click on one of those links, you will be brought to the registration page. Please fill in all fields and then press the "Register" button:

## Register for Access to PenguinsSkiClub.org

### New User Registration

Choose a Username\*

First Name\*

Last Name\*

Email\*

Password\*


\*Required field

- After you press the "Register" button, an email will be sent to the Website Administrator (Ashley), who will need to approve your access to the site. You will receive an email once access has been granted.
- Once you get that email, you can begin logging into [PenguinsSkiClub.org](http://PenguinsSkiClub.org) using your new username and password.

# Updating your User Profile

Once you are logged in under your new username, you can update some of your information, by clicking on the "Update User Profile & Password" link at the bottom of the page, under Membership Access.

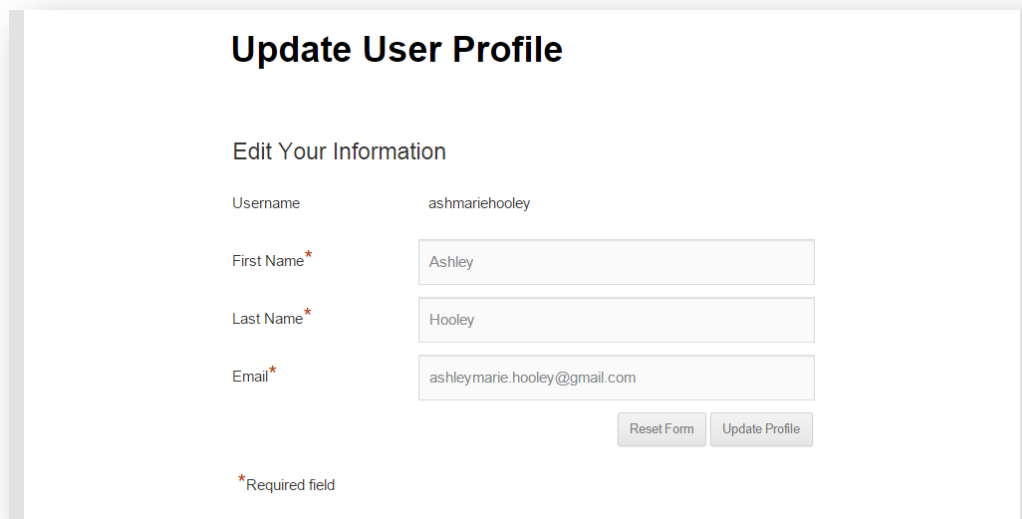
You will have two options when you go to this page (shown below):



**Update User Profile**

- [Edit My Information](#)
- [Change Password](#)

**Edit My Information** – allows you to edit your First Name, Last Name, and Email Address:



**Update User Profile**

Edit Your Information

Username ashmariehooley

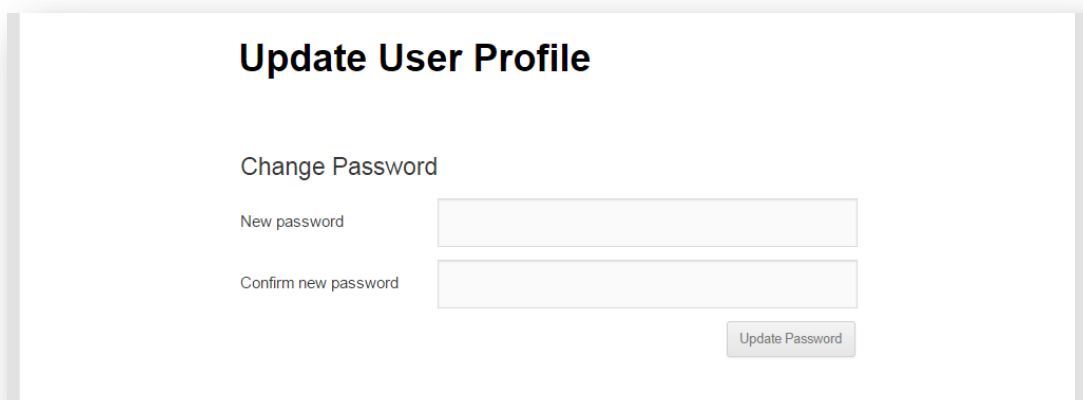
First Name\*

Last Name\*

Email\*

\*Required field

**Change Password** – allows you to update your password (this comes in handy if you forgot your password and are sent a recovery password that doesn't work for you):



**Update User Profile**

Change Password

New password

Confirm new password